






paletta series

seladorTM

PRODUCT KNOWLEDGE | TECHNICAL SPECIFICATIONS



0.1 | SOURCE

40 Luxeon Rebel® 3.5-watt LEDs in each eleven inch length of fixture.

MODEL	SIZE	# OF LEDs
PALETTA3.5-11	11x7x7	40
PALETTA3.5-21	11 x 7 x 7	80
PALETTA3.5-42	11 x 7 x 7	160
PALETTA3.5-63	11 x 7 x 7	240


0.2 | COLOR METRICS

| COLOR MIXING |

The X7 Paletta is designed for intense color mixing for stage and studio.

STANDARD RGB COLOR RANGE

SELADOR X7'S COLOR RANGE



| COLOR RANGE |

Nearly limitless number of colors (2567 or over 72 thousand-trillion!).

| CCT |

Infinitely adjustable for all Correlated Color Temperatures 800 °K to 20,000 °K or above.

| CRI |

Color Rendering Index as high as 87 to 90 for white mixes at various CCT's.

! DATA CHANNEL CHART - P.5

0.3 | OPTICS/ADJUSTMENTS

| PRIMARY OPTICS |

High-efficiency (approx 90%) clear polycarbonate lenses.

| BEAM ANGLE |

12° (6° off center) at 50% of peak illuminance without secondary lenses.

| DIMMING |

Selador Xtra Paletta fixtures include proprietary, internal driver systems that actively smooth the standard 8-bit DMX input signal into 15-bit dimming resolution, for dimming that is up to 128 times smoother than other LED luminaires. Dimming is compatible with all standard video cameras, with LEDs pulsing at frequencies of approximately 1.5 KHz or greater

Data Interface: 5-pin XLR male and female connectors for DMX in and out (pass-through) are contained within each fixture. Data processing is internal to each Xtra Paletta fixture; no additional hardware is necessary for DMX-compliant operation. The final fixture in each data chain requires a DMX termination plug in the data-out connector.

0.4 | COMPONENTS

| HOUSING |

Powder-coated steel and anodized aluminum in matte black standard. Custom colors are available by special order

| POWER INPUT |

3.5w Paletta fixtures accept universal power input at 100-240VAC, 50/60Hz. The power source must be a non-dimming, minimum 15-amp circuit that does not incorporate ground-fault interruption (GFI) breakers. Power input above 120VAC requires that the factory-supplied fuse be exchanged for an alternate value

| CONTROL |

DMX512, eight channels per fixture or for each eleven inch length thereof, as addressed by the push-button panel(s) on the back of the fixture.

!Data Channel Chart on p.

| POWER CABLE |

Neutrik® PowerCon® locking power-input cables are available in standard six-foot lengths with either Edison, Twistlock™, or Stage-pin connectors (ordered separately.) Other cable lengths and connector types are available by special order.

| APPLICATIONS |

Any indoor, dry location. Humidity 0 to 90% non-condensing.

0.5 | SAFETY

E.T.L. CE Listed and meets requirement for Stage and Studio Luminaires.

| OPERATING TEMPERATURE |

35°F to 110°F (1°C to 43°C) for typical colored-light or color-changing operation.

| HEAT DISSIPATION |

In order to provide silent, predictable performance, Selador Paletta 3.5w fixtures contain no internal fans and no automatic shut-off or self-dimming circuits (as found in other leading LED luminaires.) To maintain LED brightness and reduce the likelihood of failure, Paletta 3.5 fixtures require good natural ventilation and sufficient air volume around fixture housings, regardless of positioning. Paletta fixtures should not be operated in small, enclosed areas with limited airflow, except for short durations or at less than full brightness levels. An authorized Selador representative can advise for special applications. Under typical operation the surface temperature of the fixture housing will not exceed 160°F (70°C).

| SOURCE LIFE |

All lamp types experience permanent degradation of light output over time. For LED sources, although this degradation occurs very slowly, light output will gradually decrease with use. Heat within the LEDs is the primary driver of most reduction in output.

Selador Paletta 3.5w fixtures incorporate robust thermal-management components to protect the LEDs and prolong their life. Built-in restrictions on maximum drive current supplied to the LEDs and generous heat-dissipating surface area in the fixture housings ensure that the high-brightness LEDs within these luminaires will maintain at least 70% of their original light output after 50,000 hours of typical operation under normal conditions.

Typical operation is defined as colored-light or color-changing output. When all LEDs are frequently operated at or near full brightness simultaneously, or when Xtra Paletta fixtures are consistently used to produce white light, cooler ambient operating temperatures (maximum 85°F / 30°C) and larger air volumes around the fixtures are required to maintain LED longevity.

Color Consistency: Paletta's complex thermal-management systems minimize changes to color output over time. However, depending on the

application, some colors of LEDs may be used much more frequently or at higher brightness levels than other colors. This can eventually lead to minor alterations in color-mixing performance and may require slight adjustment to preset cues or programs over time. This is true for all LED-based luminaires

| WEIGHT |

PALETTA3.5-11	11LBS	4.97kg
PALETTA3.5-21	22LBS	9.9kg
PALETTA3.5-42	44LBS	19.9kg
PALETTA3.5-63	66LBS	29.9kg

| ACCESSORIES |

X7 Secondary Lenses: Beam-spreading lenses are available in fourteen standard patterns. Standard lenses control horizontal and vertical beam spreads independently in ten-degree increments, 20° to 80° in each direction. In combinations of up to four secondary lenses at once, they can be used to generate square or rectangular beams of nearly any size and shape. These lenses produce tight beam edges and extremely uniform, flat fields of light. All X7 lenses are lightweight, durable, and easily interchangeable. Soft-frost and heavy-diffusion lenses are also available by special order.

| MOUNTING HARDWARE |

Low-profile Yoke | Trunnions / Floor Stands | Wall-mounted Yoke

| SUGGESTED APPLICATIONS |

PALETTA Model	11	21	42	63
Truss warmer	◆			
Front Light				
Side Light	◆	◆		
High Sides	◆	◆		

PALETTA Model	11	21	42	63
Key Light				
Fill Light				
Specials I	◆	◆		
Downlight	◆	◆	◆	
Backlight	◆	◆	◆	◆
Stagewash	◆	◆	◆	◆
Cyc light		◆	◆	◆

| POWER CONSUMPTION AT FULL INTENSITY |

PALETTA3.5-11	231 watts	2.1amps@110VAC
PALETTA3.5-21	462 watts	4.2amps@110VAC
PALETTA3.5-42	924 watts	8.4amps@110VAC
PALETTA3.5-63	1386 watts	12.6amps@110VAC

Data Channel	Color Controlled	Value	Function
Address	Red	0-255	intensity 0-100%
Address +1	Red-Orange	0-255	intensity 0-100%
Address +2	Amber	0-255	intensity 0-100%
Address +3	Green	0-255	intensity 0-100%
Address +4	Cyan	0-255	intensity 0-100%
Address +5	Blue	0-255	intensity 0-100%
Address +6	Indigo	0-255	intensity 0-100%
Address +7	Master	0-255	intensity 0-100%

WWW.SELADOR.NET

SALES | MARKETING OFFICE

Pajoun MontannaBronte, Marketing/Communications Officer
2998 3rd St. | San Francisco, CA 94107
415 / 621-2349 | pajoun@selador.net

